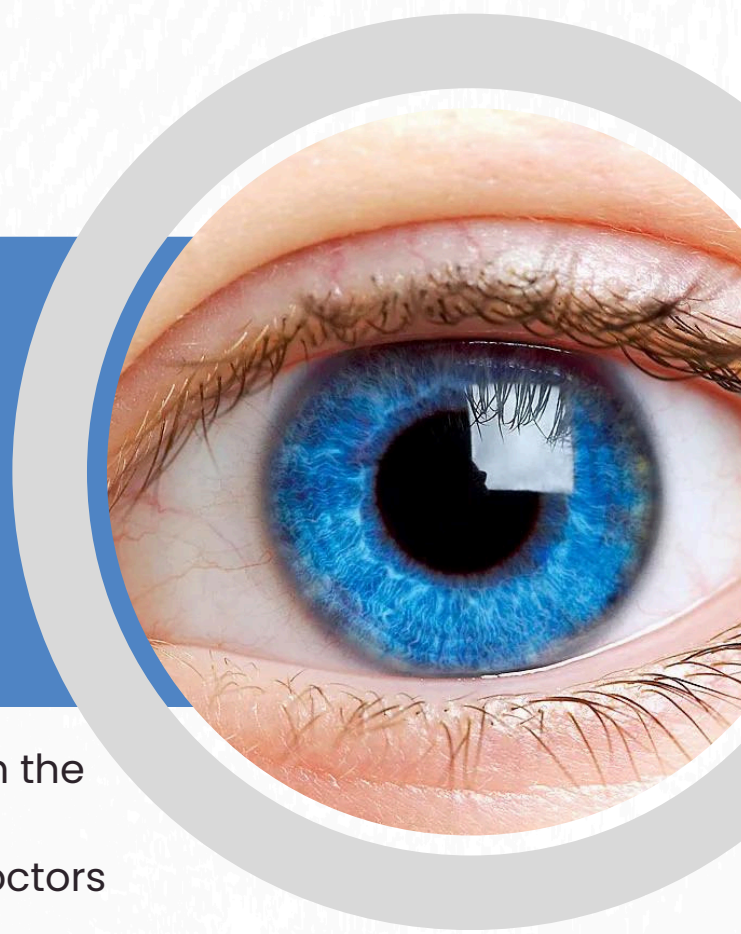




retina & eye  
consultants

# INVITATION

## PRACTICAL OPHTHALMOLOGY FOR GENERAL PRACTITIONERS



Please join us for an in-person event with the interactive presentations and practical workshops in Ophthalmology with our doctors in collaboration with CESPHN Events.

**Event Date:**

Saturday 7th September 2024

From 11:45am - 4:30pm

Lunch & afternoon tea provided


**Address:**

Retina & Eye Consultants

Level 3, 33 MacMahon Street HURSTVILLE, NSW 2220

**Contact**

Venus Singh (02) 9570 1622 or [referrals@retinaandeye.com.au](mailto:referrals@retinaandeye.com.au)

 <b>RACGP</b> CPD <small>Approved Activity</small>		
<small>Educational Activities</small>	<small>Measuring Outcomes</small>	<small>Reviewing Performance</small>
<b>2.5</b>	<b>2.5</b>	<b>4.5</b>
<small>hours</small>	<small>hours</small>	<small>hours</small>

## REGISTER NOW >>

Eye conditions are common general practice presentations and range in nature from minor problems to vision-threatening emergencies.

The aim of this event is to upskill practicing GPs in assessment and management of common or complex eye presentations, practical investigation and specialists referral.



[referrals@retinaandeye.com.au](mailto:referrals@retinaandeye.com.au)



[retinaandeye.com.au](http://retinaandeye.com.au)



(02) 9570 1622

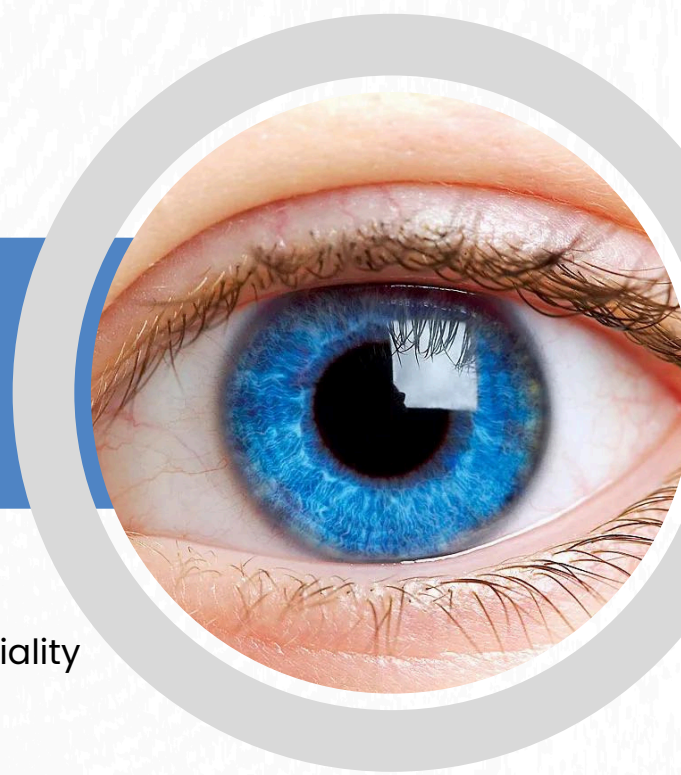
**HURSTVILLE - MIRANDA - WOLLONGONG - CHATSWOOD**



retina & eye  
consultants

## DIDACTICAL PRESENTATIONS

At Retina & Eye Consultants all the doctors are Fellowship trained Ophthalmologists, each having undertaken overseas training in their chosen speciality at the most prestigious European and American Centres of Excellence.



### OUR SPEAKERS & TOPICS



#### **DR JOHN DOWNIE**

**VITREORETINAL, MEDICAL RETINA & CATARACT**

Topic: Eye emergencies and the Red eye



#### **DR NAGI ASSAAD**

**MEDICAL RETINA & CATARACT**

Topic: Diabetic Retinopathy



#### **DR DEREK CHAN**

**MEDICAL RETINA & CATARACT**

Topic: Vision loss and Cataracts



#### **DR GAURAV BHARDWAJ**

**VITREORETINAL & MEDICAL RETINA**

Topic: Retinal Detachment



#### **DR CATRIONA DOWNIE**

**OCULOPLASTICS, OCULAR ONCOLOGY & CATARACT**

Topic: Assessment of a lid position and lesions



#### **DR KATHERINE MASSELOS**

**GLAUCOMA, CATARACT & GENERAL**


Topic: Glaucoma



#### **DR STEPHEN HING**

**PAEDIATRIC & STRABISMUS**

Topic: Strabismus in Children

 <b>RACGP</b> CPD <small>Approved Activity</small>		
Educational Activities	Measuring Outcomes	Reviewing Performance
<b>2.5</b> hours	<b>2.5</b> hours	<b>4.5</b> hours



referrals@retinaandeye.com.au

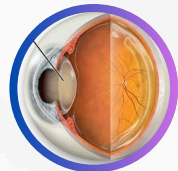
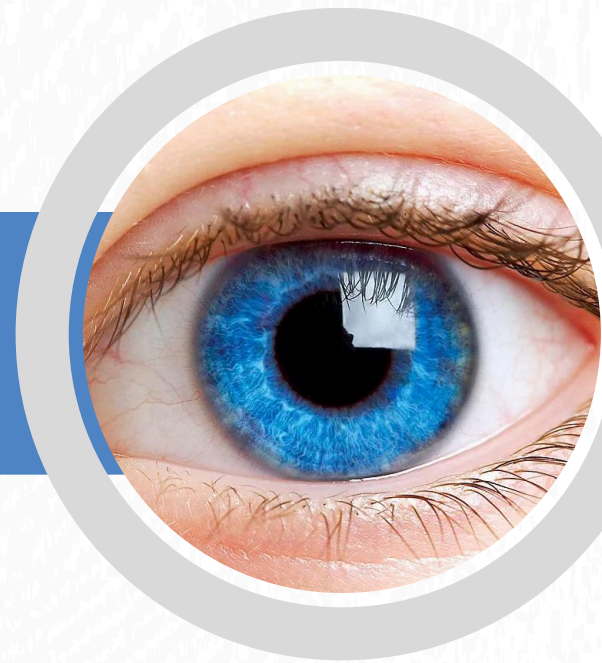


(02) 9570 1622

This is an in-person event,  
places are strictly limited.  
Registrations are essential.

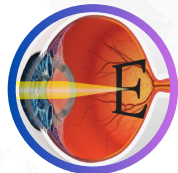


# PRACTICAL ACTIVITIES UNDER SUPERVISION



## VISION LOSS AND CATARACTS

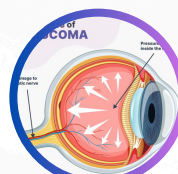
- Pupil assessment



## EYE EMERGENCIES AND THE RED EYE

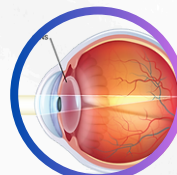
- Assess visual acuity.
- Assess pupil responses.
- Assess eye movements.
- Review evaluation and management of patients with a red eye, presented as short clinical scenarios:
  - Corneal Foreign Body
  - Chlamydial Conjunctivitis
  - HSV Keratitis

Please note:  
practical sessions are compulsory as  
the part of the in-person event.



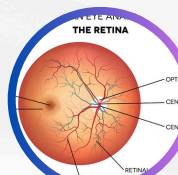
## GLAUCOMA

- Humphrey visual field interpretation including Esterman visual field



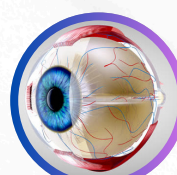
## RETINAL DETACHMENT

- Assess visual acuity
- Assess pupil responses
- Confrontational field testing
- Ophthalmoscopy



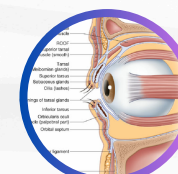
## DIABETIC RETINOPATHY

- Practical demonstration of OCT scan and widefield fundus photography.
- Visual fields to confrontation.




## STRABISMUS IN CHILDREN

- Use of an ophthalmoscope and toys to check a baby's vision and check for a squint in a child



## EYELID: ASSESSMENT OF A LID POSITION AND LESIONS

- Eyelid eversion to identify aetiology
- Safely taping eyelids to reduce exposure risk

 <b>RACGP</b> CPD Approved Activity		
Educational Activities	Measuring Outcomes	Reviewing Performance
<b>2.5</b> hours	<b>2.5</b> hours	<b>4.5</b> hours

This event is pending RACGP approval for 2.5 Educational Activity hours, 4.5 Reviewing Performance hours and 2.5 Measuring Outcomes hours. To qualify for the advertised 9.5 CPD activity hours you must attend the session, as well as fully complete the associated pre and post activities and evaluations.